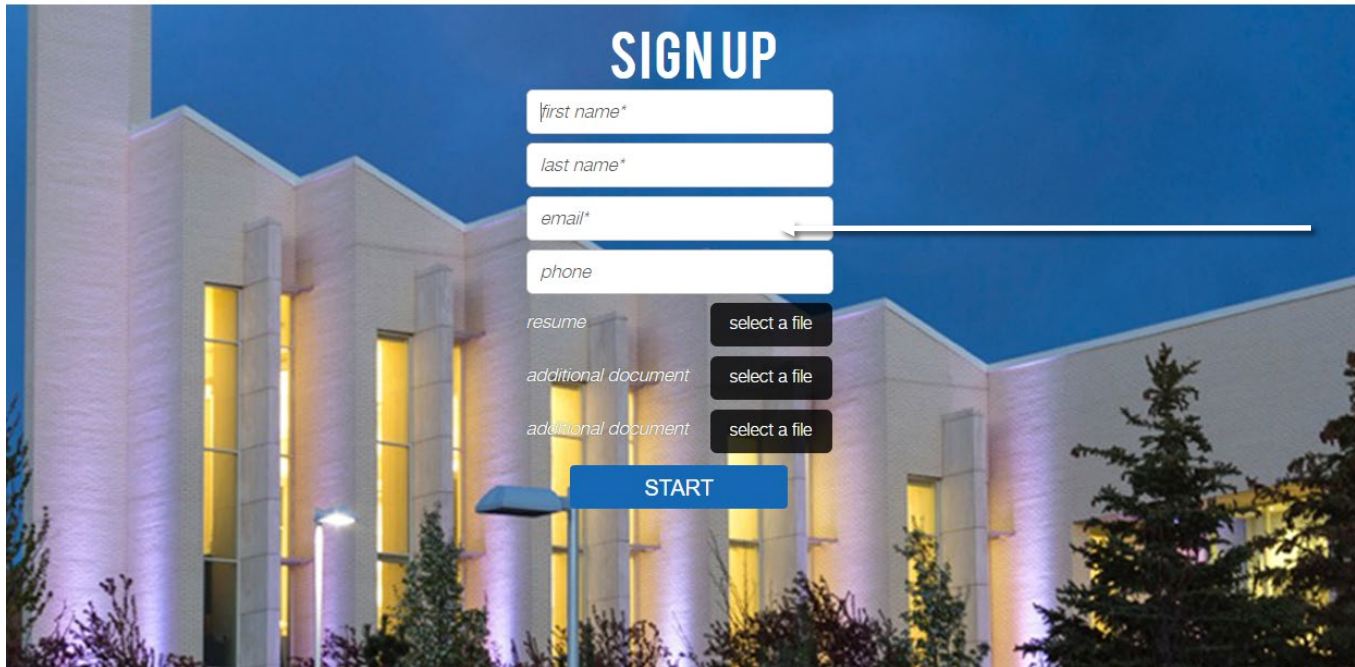


# Sign up for a HireVue Interview

---

**BYU**  
IDAHO



**SIGN UP**

first name\*

last name\*

email\*

phone

resume select a file

additional document select a file

additional document select a file

**START**

(1) Click on:

<https://byuidaho.hirevue.com/signup/ih7rxFx3DEt5EmTH5b3zQ2/>

(2) Fill out the following information and select 'Start'

- a) First Name
- b) Last Name
- c) Email

# Agree to Terms & Conditions

## Terms and Conditions

Thank you for using HireVue, Inc.'s ("HireVue") online digital interaction platform (the "Service") to participate in a digital interaction (the "Digital Interaction") with the company that invited you to use this Service (the "Company"). HireVue is a platform Company uses to facilitate Digital Interactions such as yours, and we are not responsible for your Digital Interaction with Company. These Terms and Conditions ("Terms") are between you and HireVue and your use of the Service constitutes your consent to these Terms.

These Terms require you to agree, among other things, to the following:

1. I acknowledge that the Digital Interaction may be recorded and I hereby consent to such recording, including the use of my name, likeness, voice and persona in connection with my use of the Service, and HireVue's and Company's use of any such recordings as provided herein.
2. I attest that I have voluntarily agreed to a conduct a Digital Interaction and related screening, training and/or analysis activities through the Service and that these Terms

I do not agree

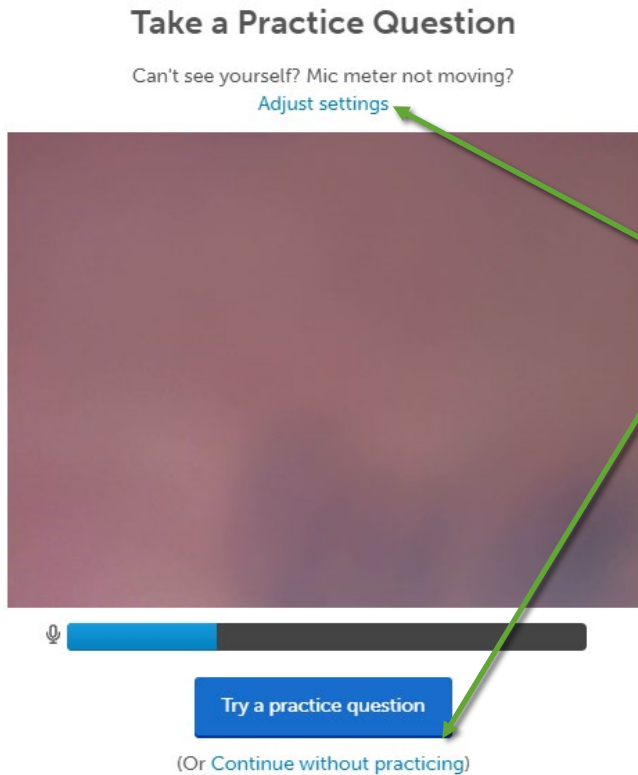
I agree

- Read Terms and Conditions
- Click on *I agree*

[? Help](#)

Powered by HireVue

# Try a Practice Question

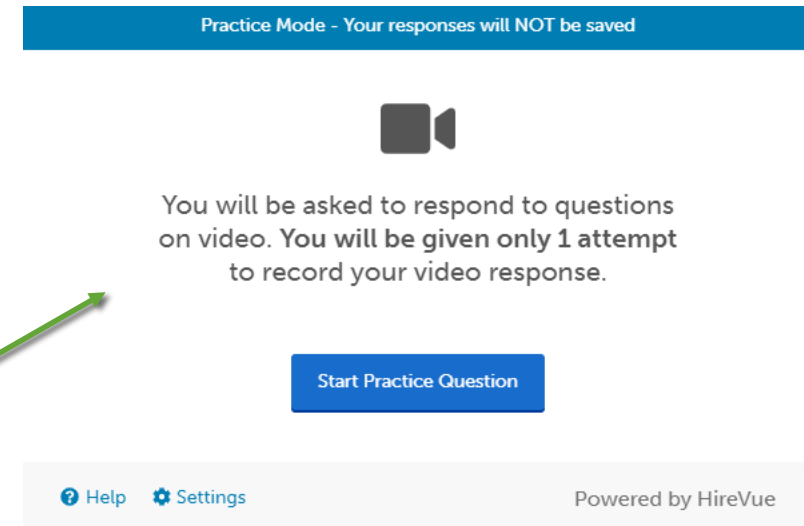


## Take a Practice Question

Can't see yourself? Mic meter not moving?

[Adjust settings](#)

- You can *adjust settings* if camera or microphone does not work
- Click on *Try a practice question* or *Continue without practicing*
- If you choose to practice or complete the actual interview this window will pop up with **instructions**



Practice Mode - Your responses will NOT be saved



You will be asked to respond to questions on video. You will be given only 1 attempt to record your video response.

Start Practice Question

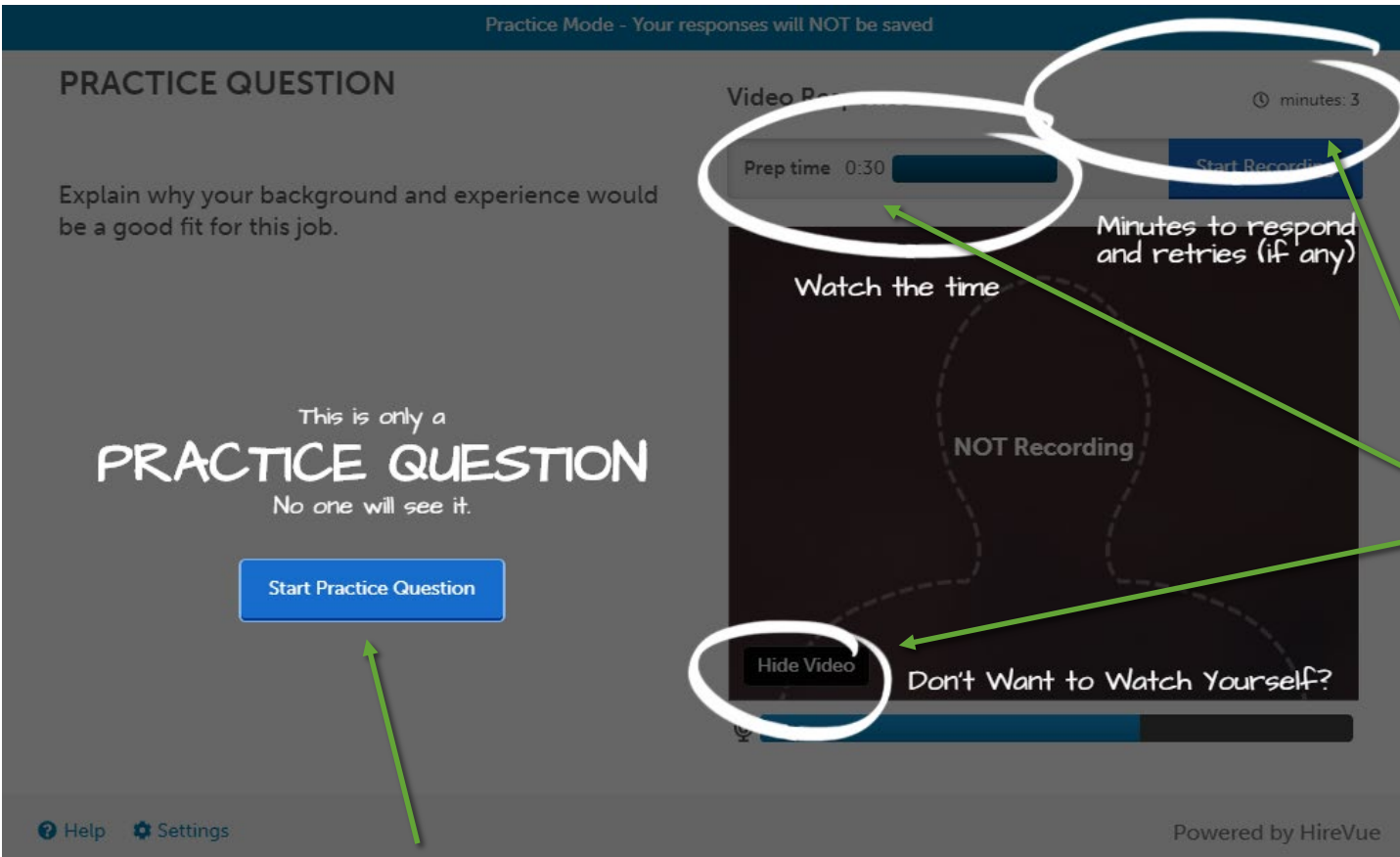
[Help](#) [Settings](#)

Powered by HireVue

[Help](#) [Settings](#)

Powered by HireVue

# How It Works



- The right top corner will show how much time you will have to respond to the question
- There is 30 seconds for prep time
- You can *Hide Video*

- Click on *Start Practice Question*

# Select 'Start Now'

Make sure you can see and hear yourself

[Helpful Tips](#)



[Do another practice question →](#)

[Start Now →](#)

Can't hear or see yourself? [Adjust your settings](#)

- You can complete another practice question or **start the actual interview**

# Read Instructions

---



- After reading the instructions click on *Begin*
- Amount of *questions* are displayed here

## Instructions

In this section there are 6 questions for you to answer. You will be required to record your responses with video. **You will only be given 1 attempt to record your response.** Each question will have its own time limit. Once you submit your answer, you cannot change it and you will be taken to the next question.

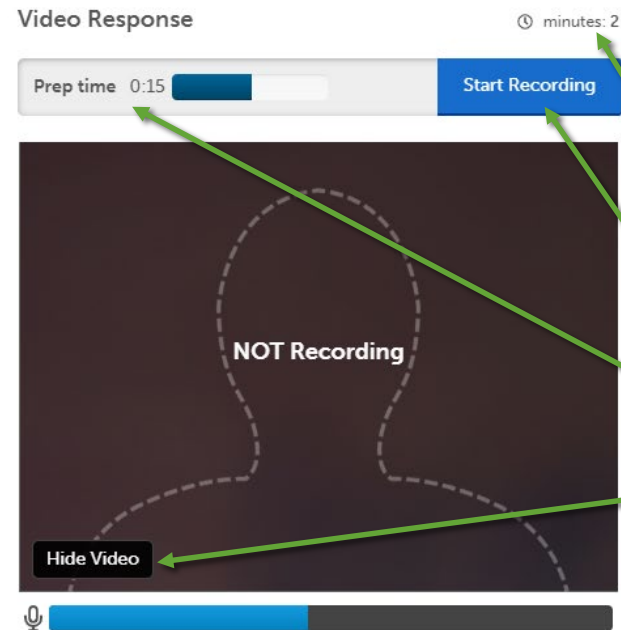
- You will only have 1 attempt to record your responses
- Each question's time limit is 2 minutes\*

\*Note: Answers should be between 1 and 1.5 minutes long

# Start Recording

## Question 1 of 6

Tell me about yourself.



- The right top corner will show how much time you will have to respond to the question
- Click on **Start Recording** when you are ready
- There is 30 seconds for prep time
- You can *Hide Video*

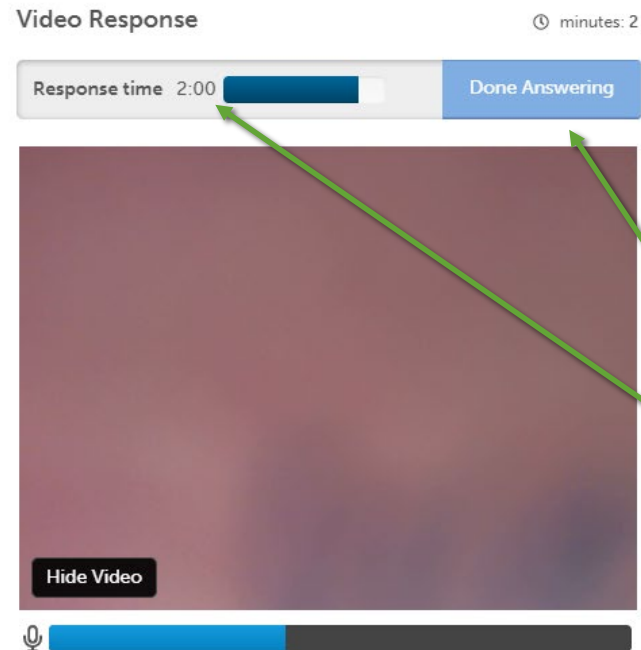
# Click 'Done'

- Question Number displayed here

Question 2 of 6

What is your greatest strength?

- Question displayed here



- Once you have responded, click on *Done Answering*\*\*
- You have 2 minutes to respond

**\*\*Note:** Repeat this step with each question



# HireVue Interview Questions

---

Continue  
Questions Answered: 6 of 6

Your answers have been submitted. Please click the button above to continue.

- After answering all the questions click on *Continue* then *Done*

Thank You!

BYU-Idaho has received your submission. There is no further action needed from you.

Next Steps & Questions

You'll be contacted after your submission has been reviewed. If you have any questions, contact BYU-Idaho.

Done

[Help](#) [Settings](#)

Powered by HireVue

[Help](#) [Settings](#)

Powered by HireVue

# Schedule a HireVue Interview Feedback Session in I-Plan

Career Preparation Services Close X

CENTER: CAREER PREPARATION SERVICES

VISIT TYPE +  
IN-PERSON

CALL BACK NUMBER  
208-709-0618

NOTES  
Notes

VISIT REASON +  
SELECT VISIT REASON

- 3. Mock Interview | Find Prep Materials At [Www.Byui.Edu/Resumes](http://Www.Byui.Edu/Resumes)
- 4. HireVue Digital Interview | Obtain Link At [Www.Byui.Edu/Interviews](http://Www.Byui.Edu/Interviews) And Select 'Schedule A HireVue Mock Interview' Button
- 5. LinkedIn Profile Review | Find Prep Materials At [Www.Byui.Edu/Cnc](http://Www.Byui.Edu/Cnc)
- 6. Handshake Review/Instruction | Find Prep Materials At [Www.Byui.Edu/Cnc](http://Www.Byui.Edu/Cnc)
- 7. Portfolium Review/Instruction | Find Prep Materials At

(1) Schedule appt via [www.byui.edu/careerprep](http://www.byui.edu/careerprep)

(2) During your appointment your [Career Success Mentor](#) will view your digital interview with you and provide feedback.